



argusmedia.com



Argus/Coalindo Indonesian Coal Index Report

Weekly average ICI* prices

Issue 23-1 | Friday 6 January 2023

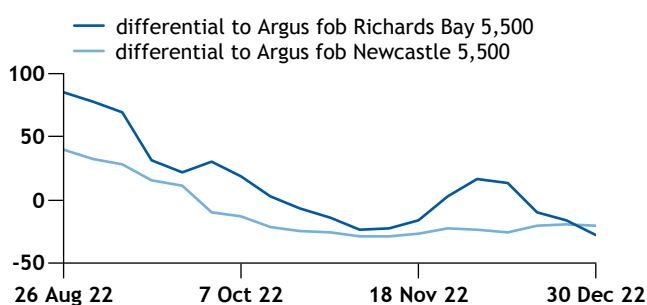
Indonesian Coal Indices incorporating assessments by Argus Media and PT Coalindo Energy**

Grade (kcal)	Price \$/t
ICI 1 (Indonesian 6,500 GAR / 6,200 NAR)	230.66
ICI 2 (Indonesian 5,800 GAR / 5,500 NAR)	150.18
ICI 3 (Indonesian 5,000 GAR / 4,600 NAR)	113.38
ICI 4 (Indonesian 4,200 GAR / 3,800 NAR)	87.55
ICI 5 (Indonesian 3,400 GAR / 3,000 NAR)	51.79

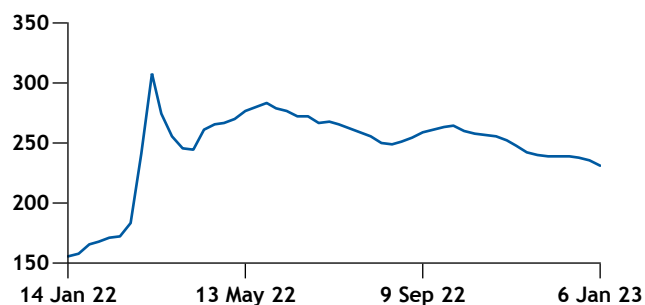
Monthly ICI averages \$/t

	Oct	Nov	Dec
ICI 1	257.64	245.76	237.78
ICI 2	173.22	164.88	157.47
ICI 3	132.06	125.99	119.03
ICI 4	91.64	88.41	91.39
ICI 5	54.82	53.64	53.50

ICI 2 differential to Argus fob RB 5,500/Newc 5,500 \$/t



Argus/Coalindo ICI 1 \$/t



Specifications fob Kalimantan, per tonne

	Timing	Sulphur	Ash	TM	Size
ICI 1	in 60 days	up to 1%	up to 12%	up to 12%	Panamax
ICI 2	in 60 days	up to 1%	up to 10%	up to 18%	Panamax
ICI 3	in 60 days	up to 1%	up to 8%	up to 30%	Panamax
ICI 4	in 60 days	up to 0.4%	up to 6%	up to 40%	Geared supramax
ICI 5	in 60 days	up to 0.4%	up to 4%	up to 50%	Geared supramax

Additional information about the underlying assessments used to produce the ICI can be obtained from the publishers.

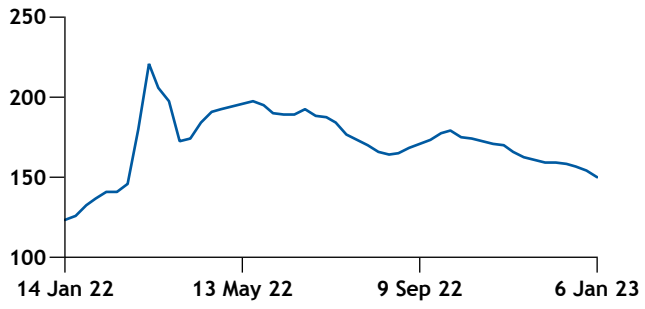
Argus Media (London) +44 20 7780 4200
 Argus Media (Singapore)..... +65 6496 9966
 PT Coalindo Energy + 62 21 3001 2490

* ICI is a trademark of Argus Media group and PT Coalindo Energy.

Reproduction, scanning into an electronic retrieval system or copying to a database is strictly prohibited without the written permission of the publisher.
 Published weekly. Supplied under licence.

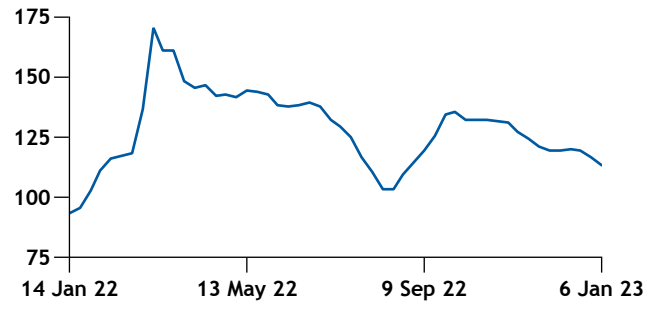
Argus/Coalindo ICI 2

\$/t



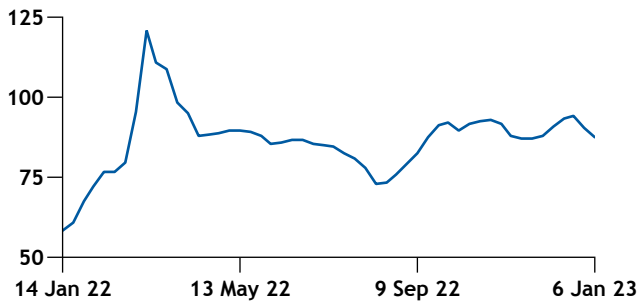
Argus/Coalindo ICI 3

\$/t



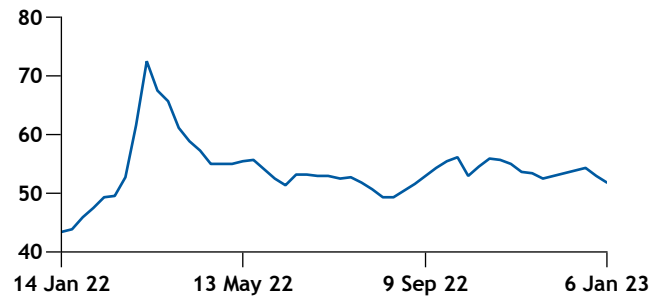
Argus/Coalindo ICI 4

\$/t



Argus/Coalindo ICI 5

\$/t



Coalindo announcement on sulphur limits for Indonesian assessments

Coalindo announces the implementation of maximum acceptable sulphur content to 3 of its assessments which started on 7 January 2022. The maximum contents sets for ICI 2, ICI 3 and ICI 5 are as follows:

- ICI 2 maximum sulphur content will rise to 1pc from 0.8pc
- ICI 3 maximum sulphur content will rise to 1pc from 0.6pc
- ICI 5 maximum sulphur content will rise to 0.4pc from 0.2pc

Argus successfully completes annual losco assurance review

Argus has completed the 11th external assurance review of its price benchmarks covering crude oil, oil products, LPG, chemicals, thermal and coking coal, natural gas, biofuels, biomass, metals, fertilizers and agricultural markets. The review was carried out by professional services firm PwC. Annual independent, external reviews of oil benchmarks are required by international regulatory group losco’s Principles for Oil Price Reporting Agencies, and losco encourages extension of the reviews to non-oil benchmarks. For more information and to download the review visit our website <https://www.argusmedia.com/en/about-us/governance-compliance>

Methodologies

For information on the methodologies relevant to the Indonesian Coal Indices, please see the [Argus/Coalindo Indonesian Coal Index Report methodology](#).



Argus/Coalindo Indonesian Coal Index Report is published by Argus Media group

ISSN: 2049-8179

For sales and supply of this report and data feeds contact:
 Argus London sales (Europe, Middle East, Africa) +44 20 7780 4200
 Argus Singapore sales (Asia) +65 6496 9966
 Argus Houston sales (Americas) +1 713 968 0000

email: sales@argusmedia.com or visit the website www.argusmedia.com

Reproduction, scanning into an electronic retrieval system or copying to a database is strictly prohibited without the written permission of the publisher.

Published weekly. Supplied under licence.

Copyright © 2023 Argus Media group.

