

FAQ: Australia Northern Feeder Cattle Delivered Pricing

A relevant and reliable index, created with the industry, for the industry

Who is Argus?

Argus is one of the world's leading price reporting agencies, with over 50 years' experience in the commodities markets. Argus price data are used to settle many financial contracts listed on major global exchanges. Companies in 140 countries use Argus data to index physical trade and as benchmarks in financial derivatives markets, as well as for analysis and planning purposes.

What is Argus doing in the Australian cattle market?

Argus publishes a weekly average price for northern Australia-delivered feeder cattle every Thursday. The index launched at the end of October 2021. It has been developed in close consultation with numerous industry participants, including producers, feedlots and processors, and responds to growing demand for more transparency and risk management tools in this volatile market. Contributions from a wide pool of sources across the supply chain ensure that the index reflects fair market value.

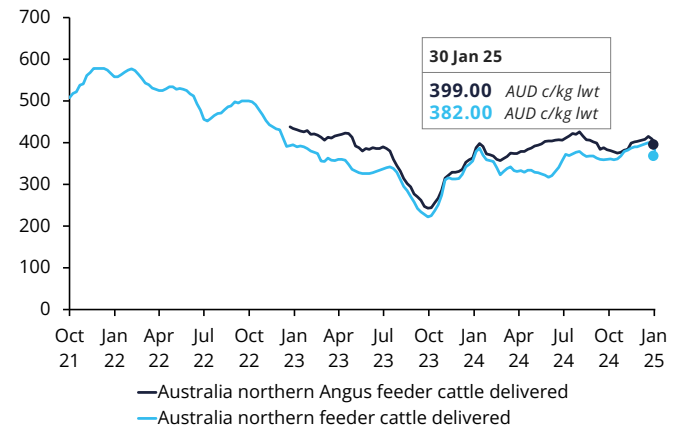
What methodology underpins the index?

Argus has worked with over 30 companies in the eastern Australian cattle market to develop the northern feeder cattle index, based on transactions taking place between farmers and feedlots in the country's major cattle heartland, the Darling Downs.

Location	300km radius around Dalby, Queensland
Basis	Delivery to the feedlot's weighbridge
Volume	Minimum 2-deck or 52-head of cattle
Timing	Market information received after 4pm Eastern Time each Thursday may not be included in the assessment
Delivery period	Within one month from the assessment date
Unit	AUS cents/kg (liveweight)
Cattle specifications	Weight: 380-480kg (liveweight) Dentition: 0-2 teet Breed: Flatback (less than 51% tropical breed content) Sex: male

Weekly Argus northern feeder cattle index

AUD c/kg lwt



Source: Argus

Australian Feeder Cattle Pricing

Description	Australian northern feeder cattle delivered	Australia northern Angus feeder cattle delivered
Units	AUS c/kg	AUS c/kg
Period	Prompt	Prompt
Price	382.0	399.0
Change	-8	-10
Date	30 Jan 25	30 Jan 25

Why has Argus decided to launch the index?

Australia is the world's second-largest exporter of beef. Drought in 2017-19 resulted in cattle prices plummeting as farmers had to sell cattle that they could not feed or water. Prices then more than doubled since the start of 2020 amid the return of widespread rain. These increasingly volatile weather events, combined with seasonal and logistical issues, are driving the need for market participants to hedge their risk and manage their margins. Argus' move into livestock pricing complements its 2020 expansion into the global grains and oilseeds markets, whilst drawing on synergies with its biofuels coverage in markets such as beef tallow.

Why does the Australian cattle industry need trusted benchmarks?

With the elevated price volatility comes the requirement for trusted benchmarks to manage growing risk, protect margins, monitor price spreads and track opportunities. The index can be used in physical supply agreements and financial derivatives contracts, as well as for analysis and planning.

What sets the Argus pricing apart?

The Australia northern feeder cattle index has been created with the industry, for the industry. It is this close collaboration that ensures price inputs from a deep pool of sources across the supply chain to produce a relevant and trusted price benchmark.

The methodology is based on a tight specification that has been carefully chosen to ensure that the market knows exactly what it is transacting on. This allows for clearer basis markets to be priced off the index, and enables market participants to clearly identify spread opportunities. It also allows market participants to measure correlations between the index and their own off-spec price data, in order to evaluate hedging strategies.

Attempted derivatives products for the Australian cattle market have failed to gain traction in the past because the index underpinning them has been too broad, meaning that market participants do not know what they are hedging with. In contrast, the specificity of the Argus index allows for the development of these much-needed hedging tools.

How do I get in touch with Argus on the agricultural markets?

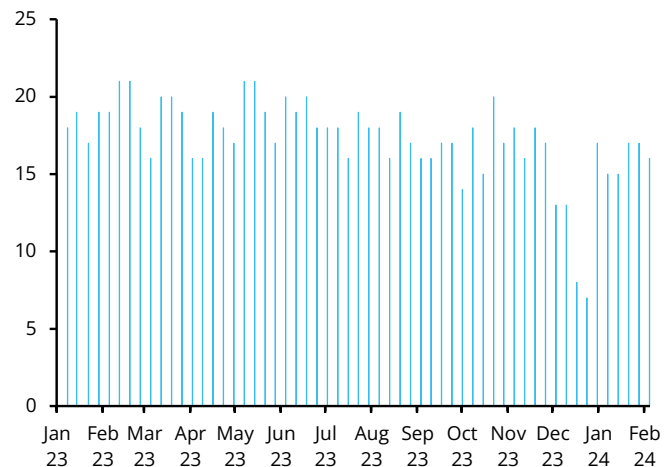
For further information, please contact:

Jo Clarke, Associate Editor, Sydney:
jo.clarke@argusmedia.com

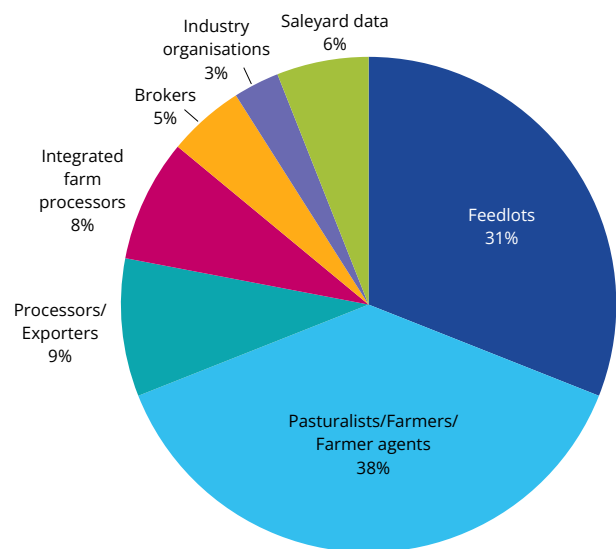
Or Fiona Poynter, Global Agricultural Lead, London:
fiona.poynter@argusmedia.com

Email: contact@argusmedia.com
Telephone: +44 20 7780 4200
Website: argusmedia.com
Linkedin: linkedin.com/company/argus-media

2023/24 weekly submissions to Argus northern feeder cattle assessment



Contributors by type



This document has been prepared by the Argus Media group (referred to herein as "Argus") for informational purposes only and has not been prepared for any particular purpose. The information or opinions contained in this document are provided on an "as is" basis and should not be construed as legal, tax, accounting or investment advice or the rendering of legal, consulting, or other professional services of any kind.

To the maximum extent permitted by law, neither Argus nor its directors, shareholders, personnel or advisers makes any representations or warranties as to the accuracy or completeness of this document. Argus offers no implied warranty, representation or confirmation of merchantability or fitness for any particular purpose and accepts no responsibility whatsoever for any damages arising from the use of or reliance on the information contained in or omitted from this document and any related materials (such as slides, handouts, other presentation documents and recordings and any other materials or information distributed at a presentation at which this document is displayed or in connection with this document) (whether arising by breach of contract, tort (including the tort of negligence), breach of statutory duty, or otherwise). No rights or remedies are conferred upon the recipients of this document or any other person.

Data and information contained in the document come from a variety of sources, some of which are third parties outside Argus' control and some of which may not have been verified. Any analysis and opinions, data, projections and forecasts provided may be based on assumptions that are not correct or which change, being dependent upon fundamentals and other factors and events subject to change and uncertainty; future results or values could be materially different from any forecast or estimates described in the document.

Copyright notice: Copyright © 2024 Argus Media group. All rights reserved. All intellectual property rights in this document and the information herein are the exclusive property of Argus and/or its licensors and may only be used under licence from Argus. Without limiting the foregoing, you will not copy or reproduce any part of its contents (including, but not limited to, single prices or any other individual items of data) in any form or for any purpose whatsoever without the prior written consent of Argus.

Trademark notice: ARGUS, the ARGUS logo, Argus publication titles, the tagline "illuminating the markets®", and Argus index names are trademarks of Argus Media Limited. For additional information, including details of our other trademarks, visit argusmedia.com/trademarks.