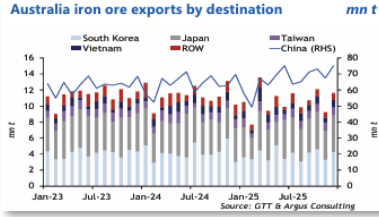
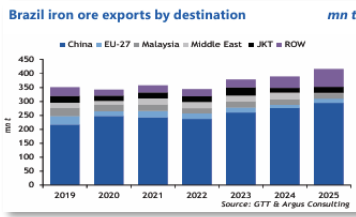
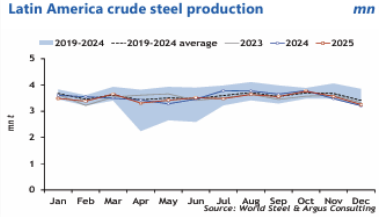
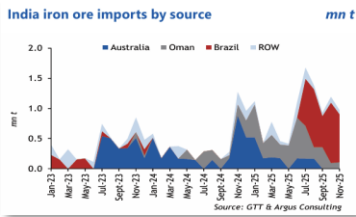
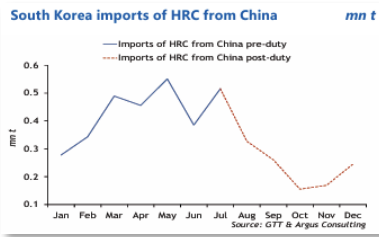
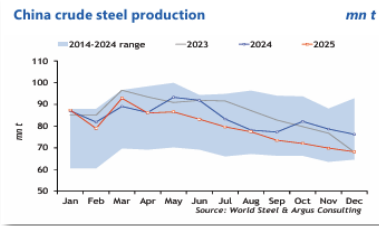
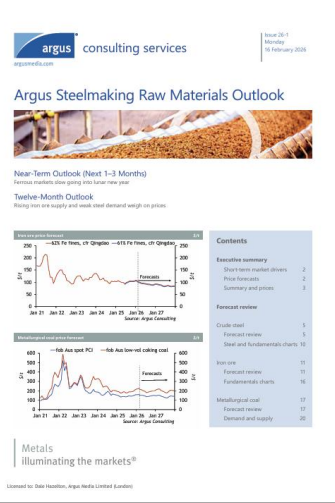


Argus Steelmaking Raw Materials Outlook

Monthly 24-month forecasts for demand, supply and pricing of steelmaking raw materials



Content

Summary & Pricing Outlook

- Concise overview of the most important near-term forces shaping ferrous markets
- Clear, data-driven rationale behind short-term price forecasts

Crude Steel

- In-depth market analysis with country-level production forecasts
- Country and regional analysis of China, India, Europe, North America, Japan, South Korea, Taiwan, and Rest of World
- Insights into underlying demand, capacity changes, and utilization trends

Iron Ore

- Comprehensive market outlook including production, imports, and exports
- Rationale behind import forecasts for China, India, Japan, South Korea, Taiwan, Europe, and Rest of World
- Supply and export analysis for Australia, Brazil, South Africa, and other major producers
- Price forecasts for benchmark 61% and 62% Fe grades

Metallurgical Coal

- Detailed assessment of the seaborne coking coal and PCI markets
- Coverage of both global seaborne trade flows and overland shipments into China

Price forecasts for:

- Australia premium low-vol, mid-vol, semi-soft, and PCI
- US high-vol A and high-vol B

Key features

- **Update frequency:** Monthly
- **Geographical coverage:** Global coverage
- **Time period:** 24-month forecast, monthly granularity
- **Deliverables:** PDF report, Excel datasets and price forecasts via API
- **Expert access:** Ad hoc access to Argus experts to discuss report contents
- **Approximate number of pages:** ~20 -25

Data & Downloads

- Crude steel production outlook by BOF/EAF, country and region
- Hot metal/pig iron and DRI-HBI production
- Iron ore production, imports and exports
- Metallurgical coal exports, imports and key supplier production forecasts
- Price forecast for iron ore and metallurgical coal

Month	IRON ORE PRICES		METALLURGICAL COAL PRICES		IRON ORE PRICES		IRON ORE PRICES		IRON ORE PRICES		IRON ORE PRICES	
	fob UseC 61% Fe (C62), cfr Cingdao	fob UseC 62% Fe (C62), cfr Cingdao	fob Australia premium low-vol	fob Australia mid-vol	fob Australia Semi soft contract	fob UseC High-vol A	fob UseC High-vol B	fob UseC High-vol A	fob UseC High-vol B	fob UseC High-vol A	fob UseC High-vol B	cfr China low-vol
Jan-21	148	148	123	104	93	148	126	148	126	148	126	211
Feb-21	145	145	128	105	92	154	135	154	135	154	135	218
Mar-21	167	116	112	106	92	154	137	154	137	154	137	219
Apr-21	160	106	111	106	92	152	141	152	141	152	141	219
May-21	205	125	109	107	93	176	156	176	156	176	156	236
Jun-21	215	143	129	119	93	188	163	188	163	188	163	286
Jul-21	212	208	174	148	148	195	165	195	165	195	165	209
Aug-21	159	228	195	148	148	220	178	220	178	220	178	356
Sept-21	120	246	287	221	149	345	260	345	260	345	260	509
Oct-21	131	398	338	270	218	393	308	393	308	393	308	602
Nov-21	95	370	326	258	218	396	316	396	316	396	316	497
Dec-21	113	240	294	245	218	348	302	348	302	348	302	354
Jan-22	131	406	351	270	275	342	327	342	327	342	327	374
Feb-22	142	444	393	318	275	379	337	379	337	379	337	393