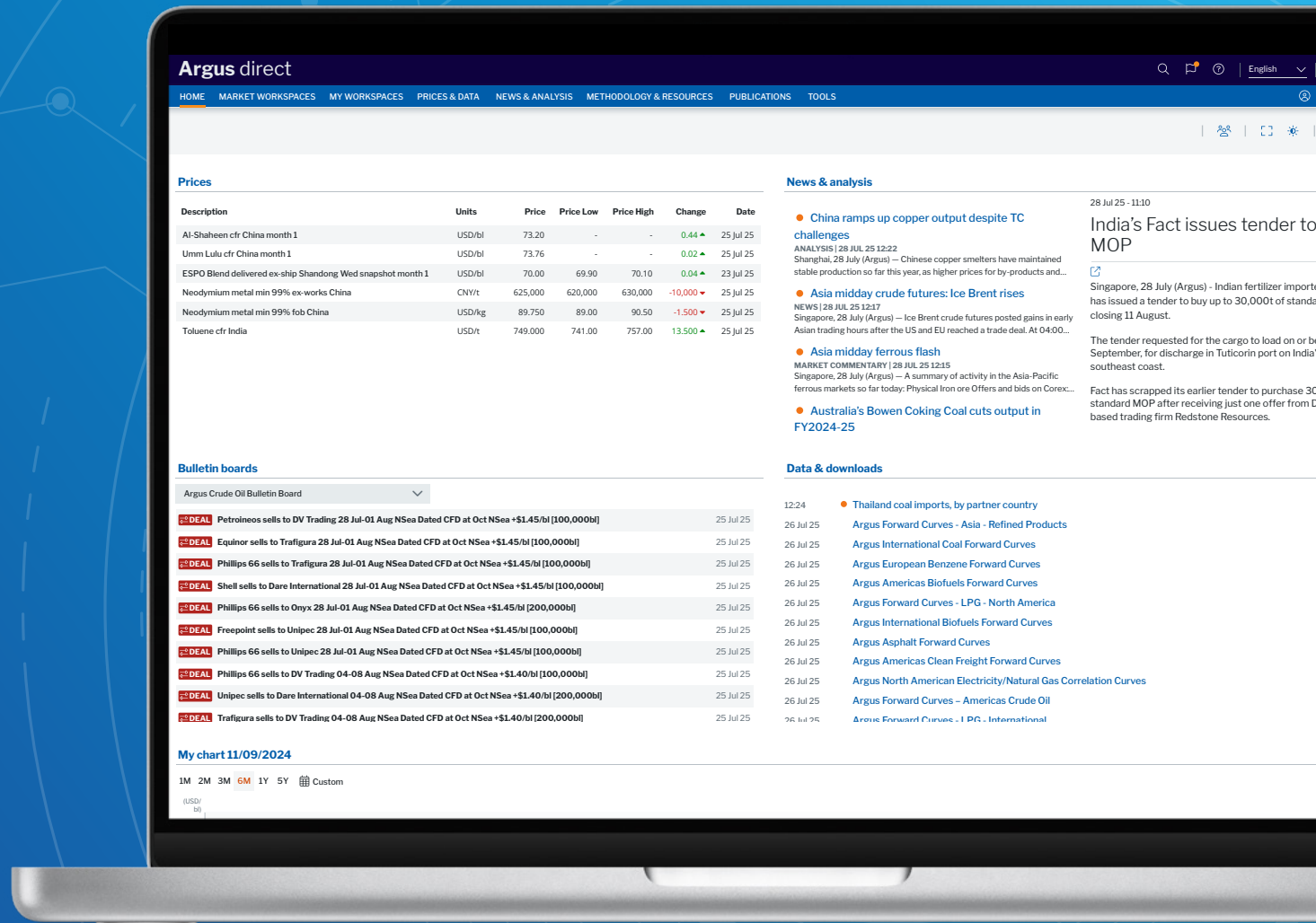


# Argus Direct

## User Manual



# Contents

<b>Logging in</b> .....	3	<b>Prices and data</b> .....	14
<b>Home screen</b> .....	4	Price corrections .....	14
<b>Market Workspaces</b> .....	5	Bulletin boards .....	15
<b>My Workspaces</b> .....	7	Data and downloads .....	15
<b>Widgets</b> .....	8	Data Science Studio .....	16
Price widget .....	8	<b>News and analysis</b> .....	17
News widget .....	11	<b>Publications</b> .....	18
Charts .....	12	<b>Search</b> .....	19
Formulas .....	13	<b>Price alerts</b> .....	20
		<b>Alert settings</b> .....	21



argus  
argusmedia.com

### Argus My Account

Log in to your account below

samuel.allen@argusmedia.com

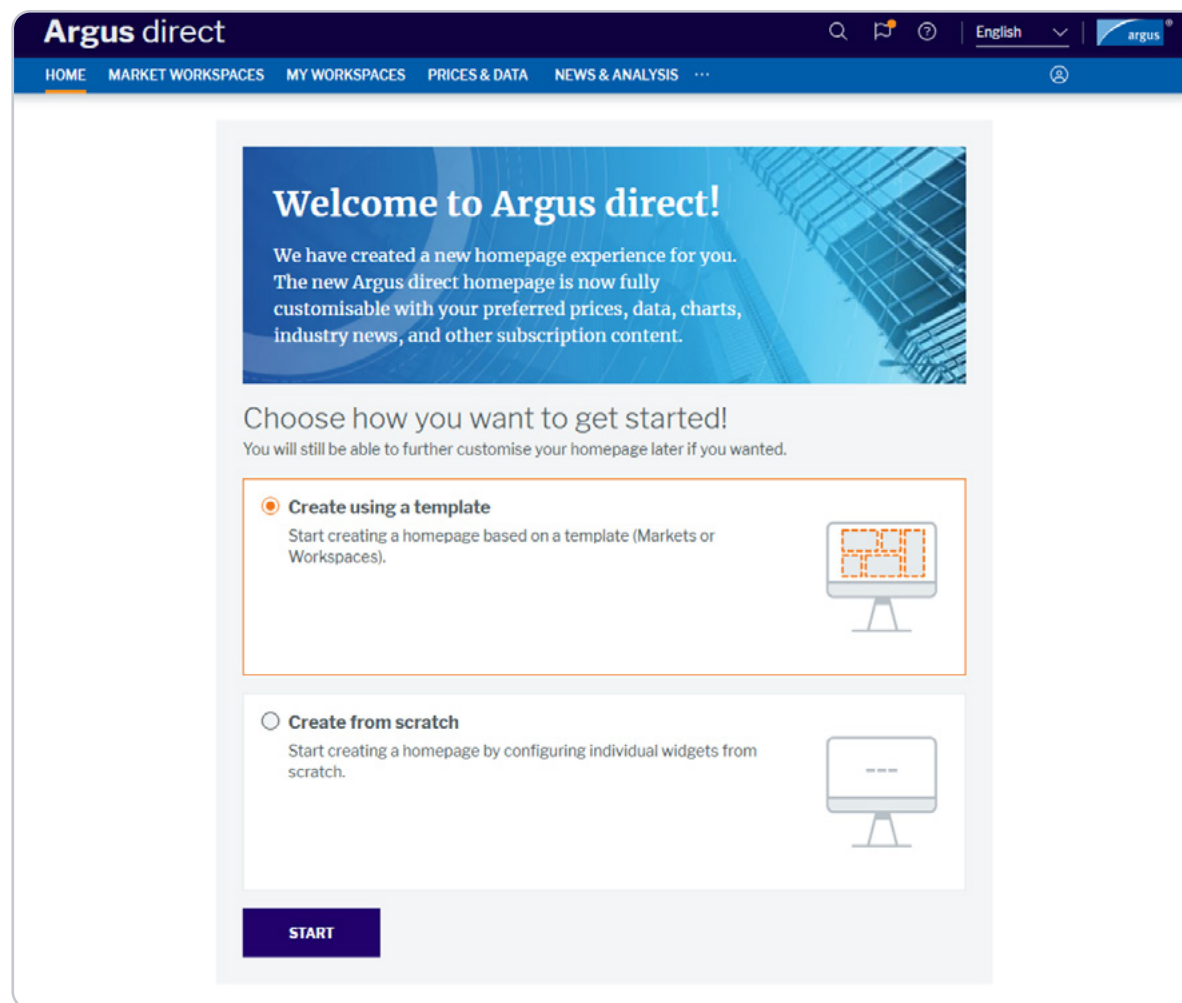
.....

[Forgotten password?](#)

**Sign In**

By logging into Argus My Account, you agree to our use of cookies. See our [Privacy and Cookie policy](#) for more information.

Enter your email address and password and select 'Sign in'



Your homepage can be customised to include the information most important to you. This includes prices, news, charts and more.

- **Create using template:** Start off by using a template with for your chosen commodity. This can then be modified to your preference.
- **Create from scratch:** Build a bespoke homepage.

For existing customers, you will have the option to migrate your existing homepage.

If you have already customised your home screen, your workspace will appear by default.

The screenshot shows the Argus Direct web application interface. At the top is a dark blue header with the 'Argus direct' logo on the left and search, notifications, and help icons on the right. Below the header is a navigation bar with links: HOME, MARKET WORKSPACES (highlighted), MY WORKSPACES, PRICES & DATA, and NEWS & ANALYSIS. The main content area is titled 'Markets' with the subtitle 'Curated Workspaces published by our editorial team'. A search bar is located below the subtitle. A dropdown menu is open, showing the 'AGRICULTURE' category. Under this category, there are seven prebuilt dashboard tiles arranged in a grid. Each tile has a title, a subtitle, and a description. The tiles are: 'Grains Complex - Global', 'Cattle & Beef - Australia', 'Crop-based Ethanol - Production Margins - Europe', 'Organic and non-GMO - Data and Analysis', 'Black Sea', 'Organic Acreage Analyzer & Asset Map', 'Oilseeds/Veg oil Complex - Global', and 'Biofuels + Agriculture - Europe and Asia-Pacific'. Each tile also indicates 'Argus curated content'.

**Argus direct**

HOME MARKET WORKSPACES MY WORKSPACES PRICES & DATA NEWS & ANALYSIS

## Markets

Curated Workspaces published by our editorial team

Search...

AGRICULTURE

- AGRICULTURE: Grains Complex - Global  
Argus curated content
- AGRICULTURE: Cattle & Beef - Australia  
Argus curated content
- AGRICULTURE: Crop-based Ethanol - Production Margins - Europe  
Argus curated content
- AGRICULTURE: Organic and non-GMO - Data and Analysis  
Argus curated content
- AGRICULTURE: Black Sea  
Argus curated content
- AGRICULTURE: Organic Acreage Analyzer & Asset Map  
Argus curated content
- AGRICULTURE: Oilseeds/Veg oil Complex - Global  
Argus curated content
- AGRICULTURE: AgriMarkets Analysis, Data and Outlook  
Argus curated content
- AGRICULTURE: Biofuels + Agriculture - Europe and Asia-Pacific  
Argus curated content

Market workspaces provides a list of prebuilt dashboards containing Argus prices, market reporting, news and more for each product you are subscribed to.



**Argus direct**

HOME MARKET WORKSPACES MY WORKSPACES PRICES & DATA NEWS & ANALYSIS METHODOLOGY & RESOURCES PUBLICATIONS TOOLS

AGRICULTURE

← Grains Complex - Global

Overview

This dashboard contains **market insights, analysis** and **cash prices** for global **wheat, corn** and **barley** markets, as well as grains **freight rates**.

Useful links

For the full report: [Argus AgriMarkets PDF](#). Accédez au tableau de bord [Marché des grains - Monde](#)

Wheat market analysis

Market Commentary | Wheat

Feed grains: SpanMed buyers eye EU-US developments

MARKET COMMENTARY | 30 JUN 25 18:34  
London, 30 June (Argus) — In Spain's Mediterranean ports, sellers offering Brazilian corn for August shipment kept their offers...

Wheat: Ukraine offers fall back below EU wheat

MARKET COMMENTARY | 30 JUN 25 18:33  
Paris, 30 June (Argus) — Wheat sellers in Ukraine caved into pressure from cheaper EU wheat on Monday, while Russian price...

Wheat: Brazil new-crop woes could boost imports

MARKET COMMENTARY | 27 JUN 25 19:21  
London, 27 June (Argus) — Possible issues with new-crop wheat in Brazil could lead to the country's higher-than-expected wheat...

Wheat: Market stalls, harvest pressure fails to

Weekly wrap of grains and oilseeds insights

30 Jun 25 - 18:11

Weekly wrap of grains and oilseeds insights

Wheat

Wheat prices fell last week on Euronext and in Chicago. A ceasefire between Israel and Iran, sharply lower crude oil prices, strong first yields of winter barley in France, and a pause in rains in the US winter wheat area have pressured wheat prices globally. In Russia, recent delays of the wheat harvest in the southern regions supported wheat prices at about \$220-225/t fob Novorossiysk. Market talk of [first disappointing wheat yields](#) in those areas could lead to a third wave of funds buying back positions. Such a scenario, hypothetical so far, could be short-lived because of expected strong wheat output in Russia's Central and Volga

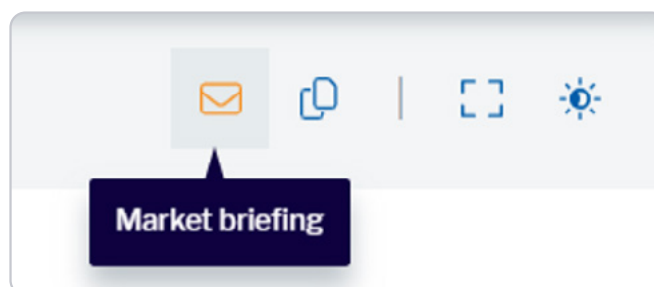
Download grains fundamentals datasets (Excel)

Feed Grains

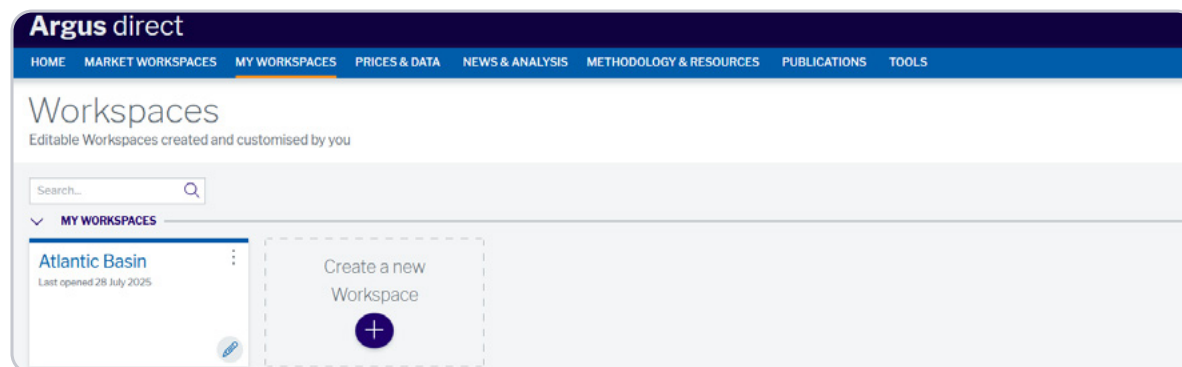
30 Jun 25	US crop progress and crop conditions	📄
30 Jun 25	Ukraine wheat and barley exports	📄
30 Jun 25	Ukraine corn exports	📄
30 Jun 25	Russia Grain Export Taxes	📄
30 Jun 25	French winter barley crop conditions and development	📄
30 Jun 25	French wheat crop conditions and development	📄
30 Jun 25	French corn crop conditions and development	📄

'Copy'

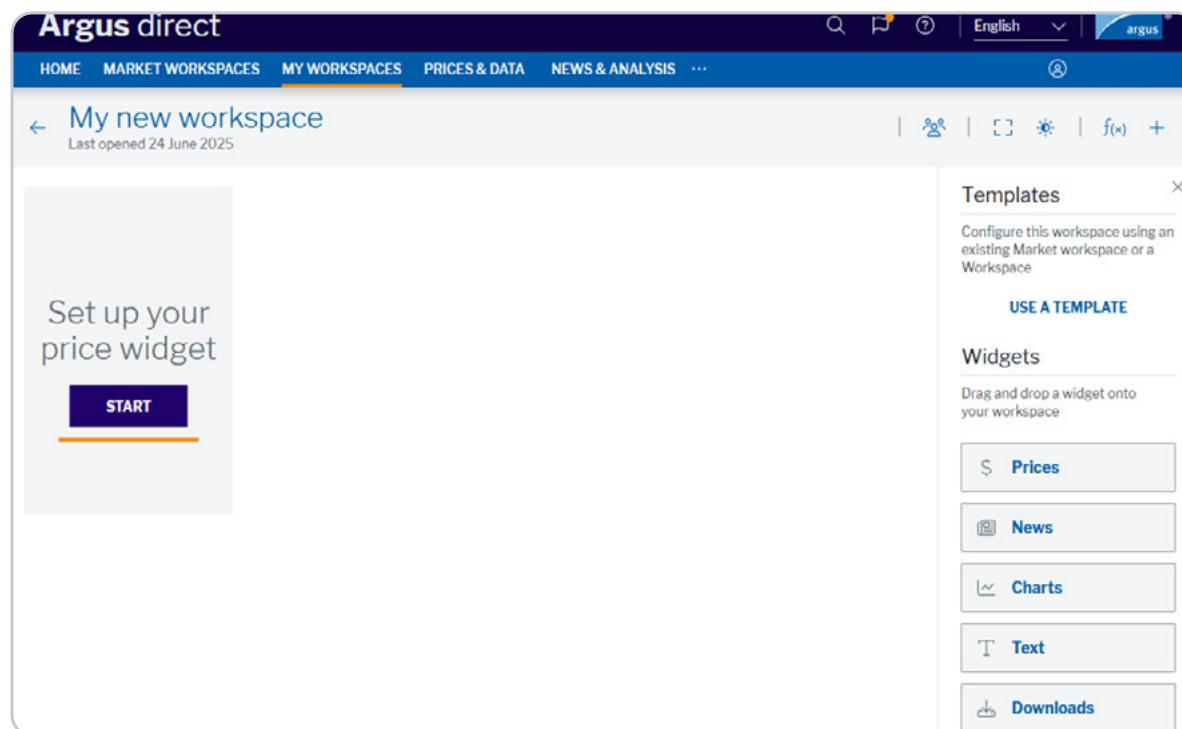
These dashboards cannot be edited, but you can copy them into 'My workspaces'. Select 'Copy', and the dashboard will automatically be created in 'My workspaces' which can then be edited.



Select 'Market briefing' to receive regular email updates from the chosen workspace.



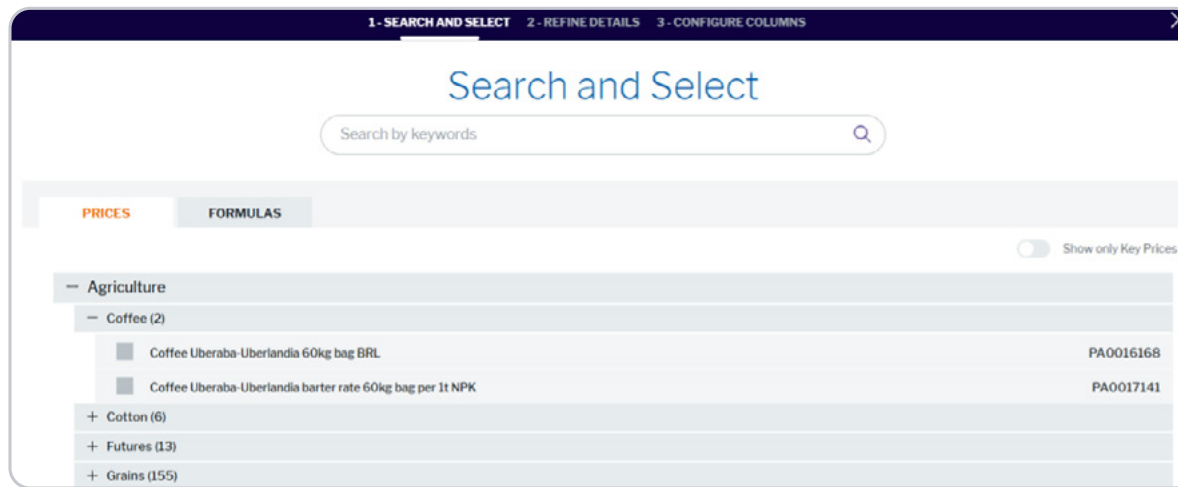
'My Workspaces' is where all your customisable dashboards are stored. To create a new workspace, select 'Create a new Workspace'.



Similarly to your Home Screen, within a workspace you can add widgets, including prices, news, charts and more.

To add a widget, select the '+' icon, and then drag and drop any widget to the desired location.

## Price widget



1 - SEARCH AND SELECT 2 - REFINE DETAILS 3 - CONFIGURE COLUMNS

### Search and Select

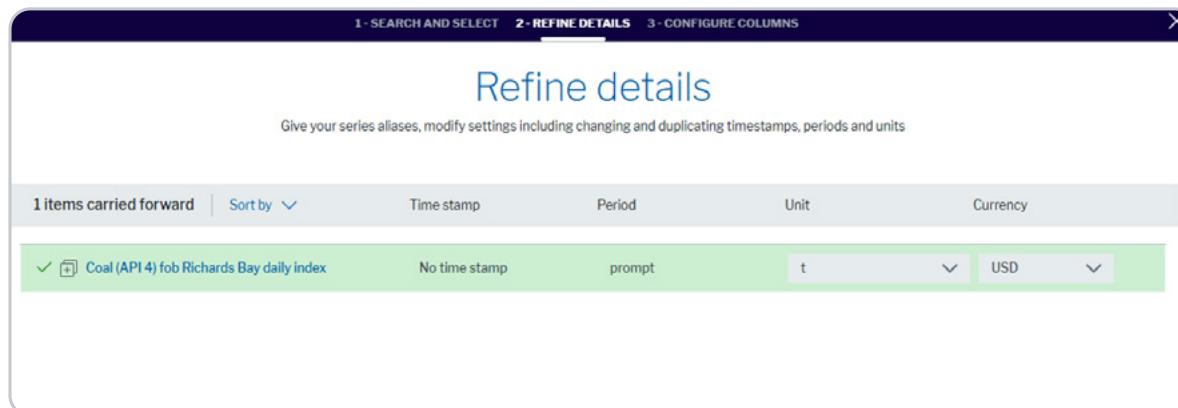
Search by keywords

PRICES FORMULAS

Show only Key Prices

- Agriculture
  - Coffee (2)
    - Coffee Uberaba-Uberlandia 60kg bag BRL PA0016168
    - Coffee Uberaba-Uberlandia barter rate 60kg bag per 1t NPK PA0017141
  - + Cotton (6)
  - + Futures (13)
  - + Grains (155)

To create a price widget, select 'Start'. You can select your desired commodities using the dropdown menus, the PA code or a keyword search. You can have multiple prices within the same widget.



1 - SEARCH AND SELECT 2 - REFINE DETAILS 3 - CONFIGURE COLUMNS

### Refine details

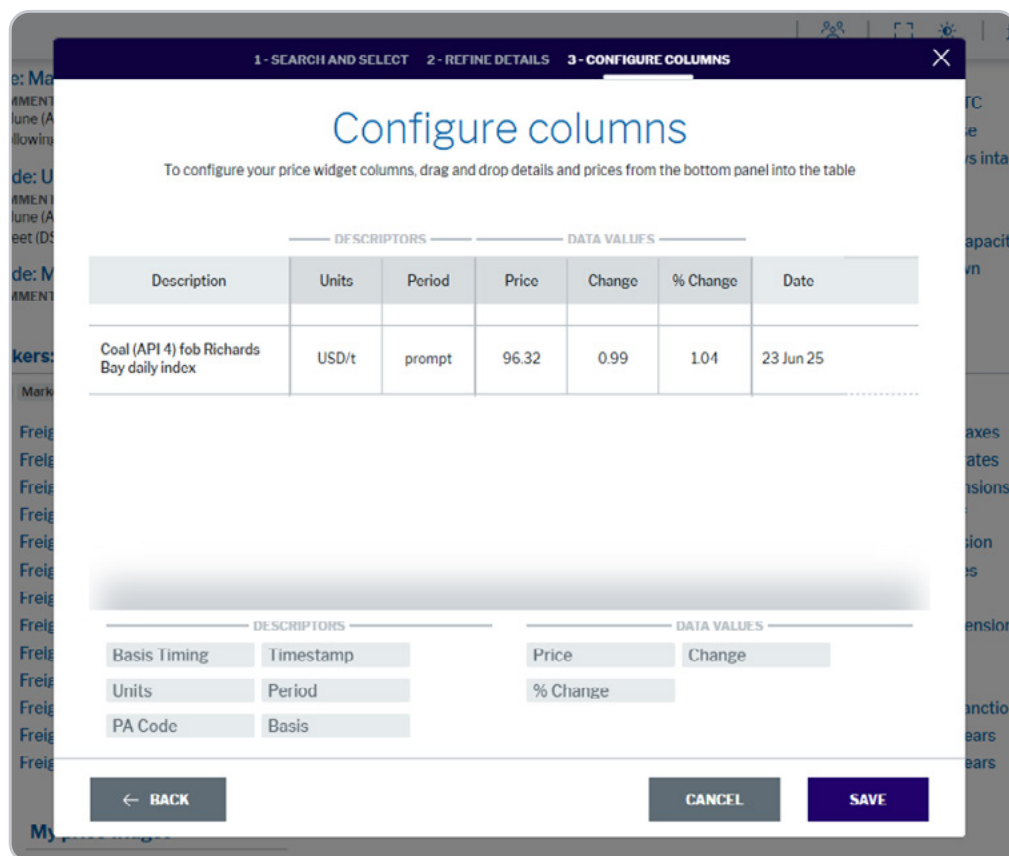
Give your series aliases, modify settings including changing and duplicating timestamps, periods and units

1 items carried forward Sort by

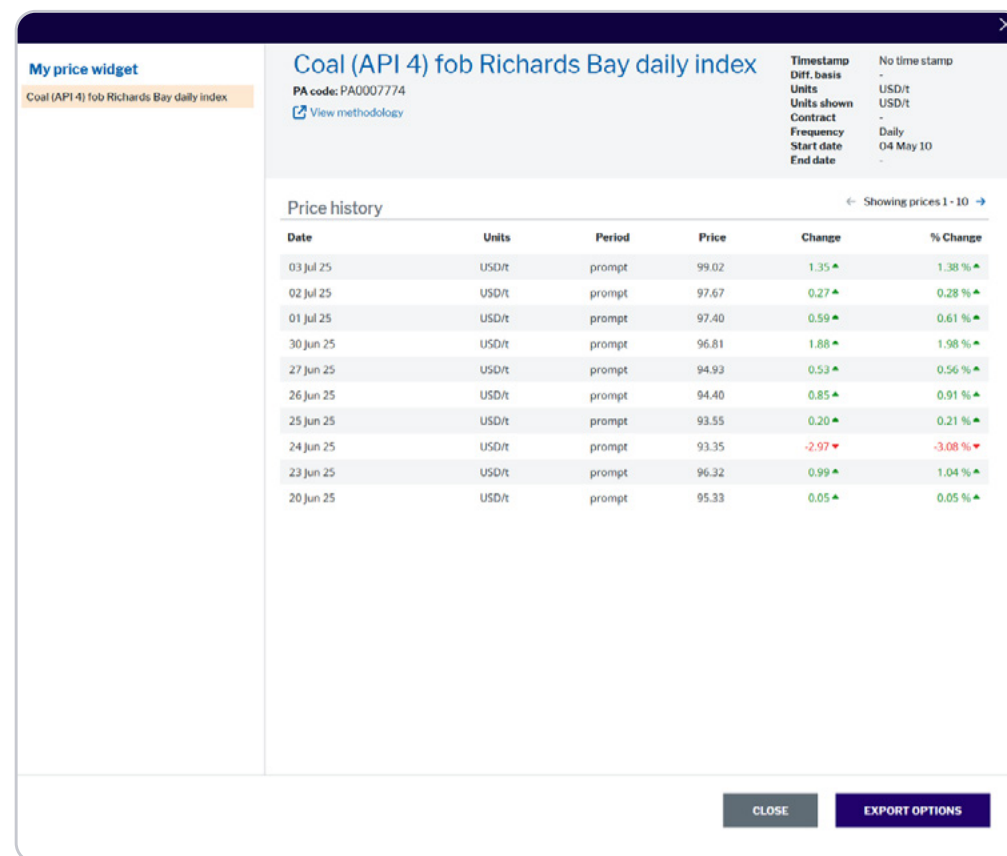
	Time stamp	Period	Unit	Currency
✓ [+] Coal (API 4) fob Richards Bay daily index	No time stamp	prompt	t	USD

Choose your preferred unit and currency.





Modify the price table by adding, removing or rearranging columns by dragging and dropping. Then select 'Save'. The widget can be edited at any time.



Clicking on the prices in the widget table will display historic pricing, which can then be exported by selecting 'Export Options'.

### Export options

#### Series

☒ Select all (up to 50 items)

☒ Coal (API 4) fob Richards Bay daily index

#### Time period

Set period:

1 year

Date range:

01 Jul 24

to

01 Jul 25

CANCEL

EXPORT

Export the pricing data from the table by selecting the export icon, and choosing your desired time period.

**Configure news**

Set up your news filters. Search by sector, geography, topic, content type, keywords or browse the categories below

Search by keyword, sector, geography, topic, etc...

**FILTERS** **ADVANCED**

**Sector**

- + ☐ Agriculture
- + ☐ Battery materials
- + ☐ Biofuels
- + ☐ Biomass
- + ☐ Chemicals
- + ☐ Coal
- ☐ Coking coal
- ☐ Condensate
- + ☐ Crude oil
- ☐ F-fuels
- + ☐ Electricity

**Emissions**

- + ☐ Emissions
- ☐ Feedgrade minerals
- + ☐ Fertilizers
- + ☐ Freight
- + ☐ Hydrogen
- + ☐ LPG
- + ☐ Metals
- + ☐ Natural gas
- + ☐ Oil products
- + ☐ Petrochemicals
- + ☐ Petroleum coke
- + ☐ Pipe and tube

**Geography**

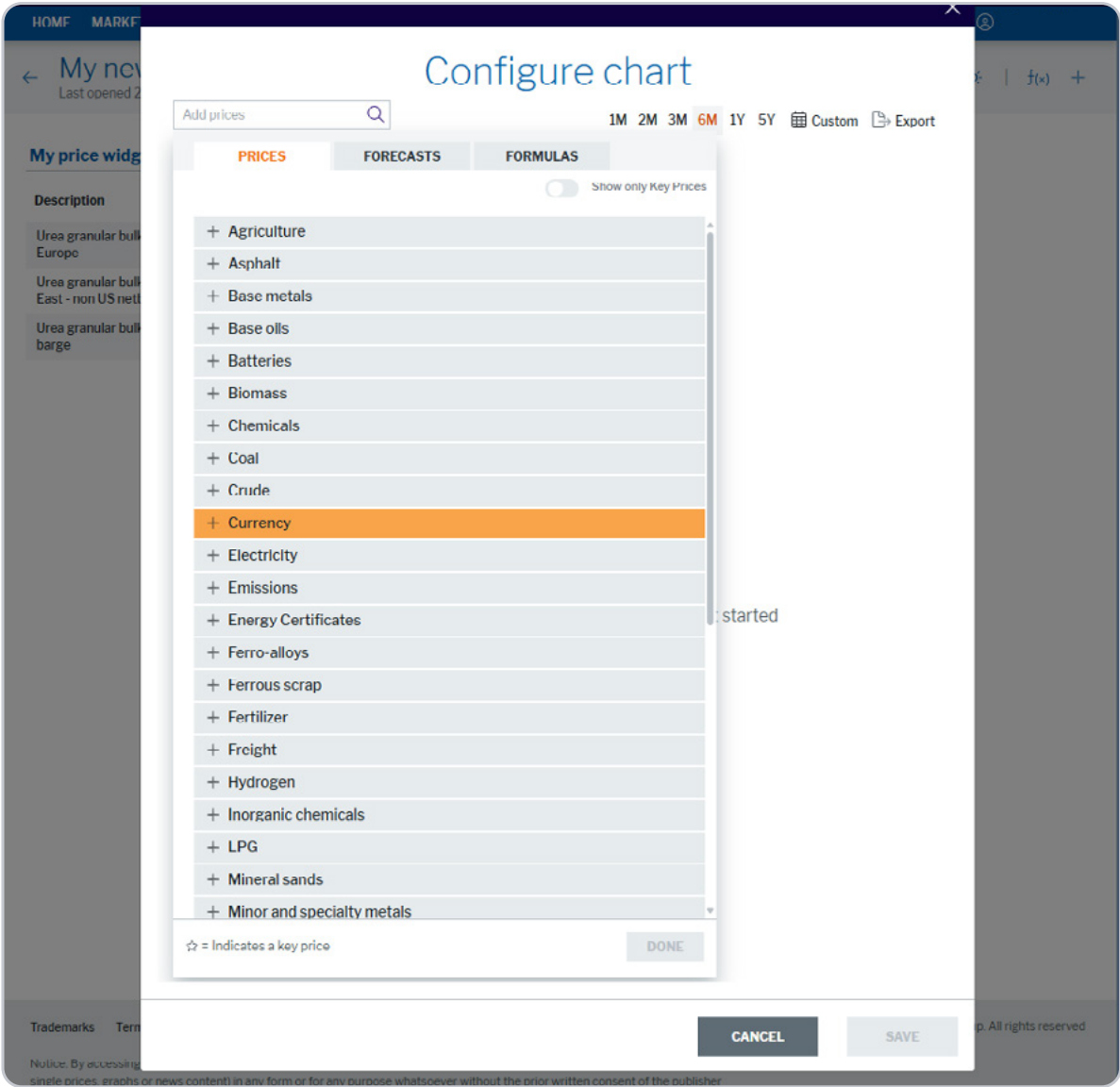
- + ☐ Africa
- + ☐ Asia-Pacific
- + ☐ Europe
- + ☐ FSU
- ☐ Global
- + ☐ Latin America and Caribbean
- + ☐ Middle East
- + ☐ North America

**Preview**

- 15:19 Нефтепанорама - Выпуск SAF в США растёт
- 15:18 Нефтепанорама - Японии нужно меньше топлива
- 15:16 US ferrous flash: Southern mill bids obsolesces flat
- 15:16 Нефтепанорама - Канадская нефть востребована в АТР
- 15:15 Нефтепанорама - Непростой год для НПЗ в Шаньдуне
- 15:13 Poland's Ze Pak abandons sale of Adamow CCGT to PGE
- 15:07 US refinery outage watchlist
- 15:02 Belgium drafts RED III biofuel mandates
- 14:37 Ignitis eyes Lithuanian battery energy storage systems
- 14:31 French hydro stocks' rise slows

If no filters are selected when creating the news widget, you will see the default news reporting. Filters can be used to customise the chart by selecting specific sectors and geographies.

You can choose from additional topics, content types and filters under the 'Advanced' tab.



Charts can include any sectors or commodities to which you are subscribed.

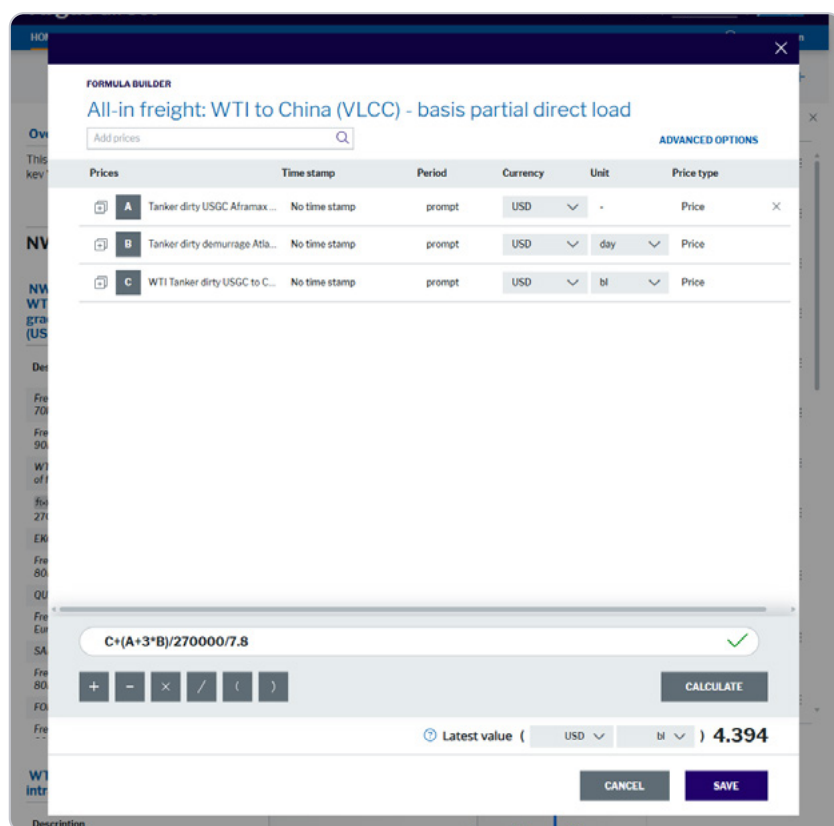
You can also include forecasts and formulas from the other tabs.



Chart data can also be exported as a JPG, PDF or XLSX file.

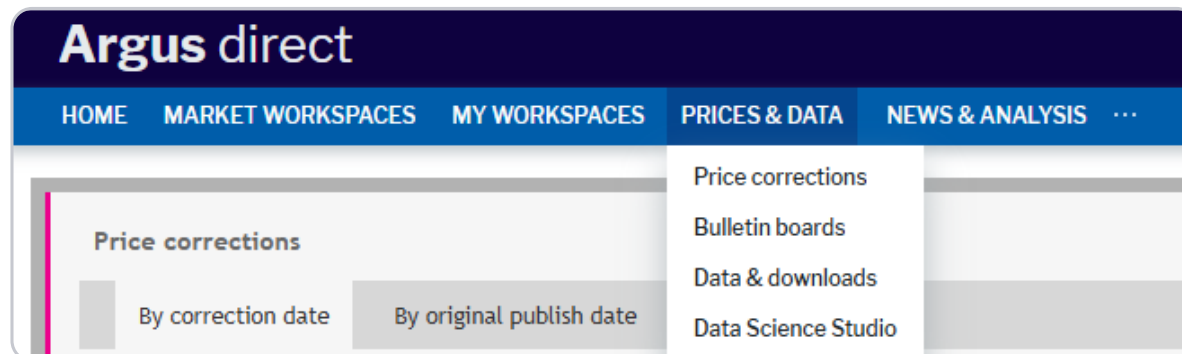


To create a formula, select the 'Formulas' icon and select 'New formula'.



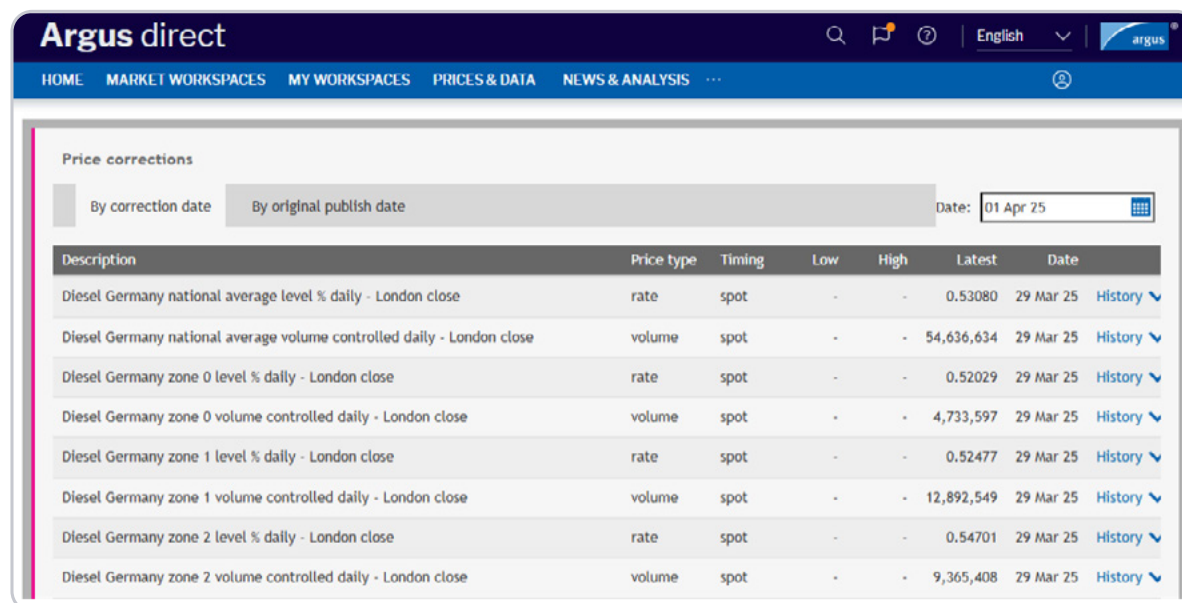
You can then add the relevant prices or forecasts to create your formula.

Once a formula has been created, it can be copied from one workspace to another.



Under the 'Prices & Data' tab you will find Price corrections, Bulletin boards, Data & downloads and Data Science Studio.

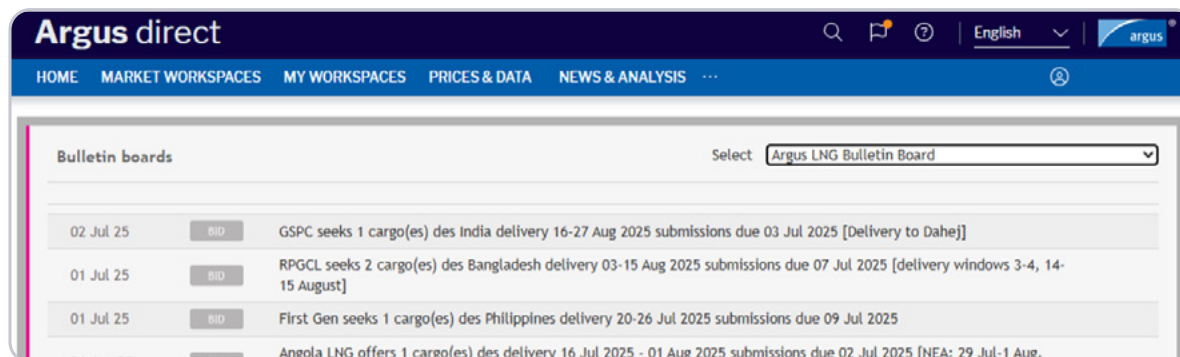
## Price corrections



Price correction data can be found by entering either the correction date, or the original publish date of any given price.

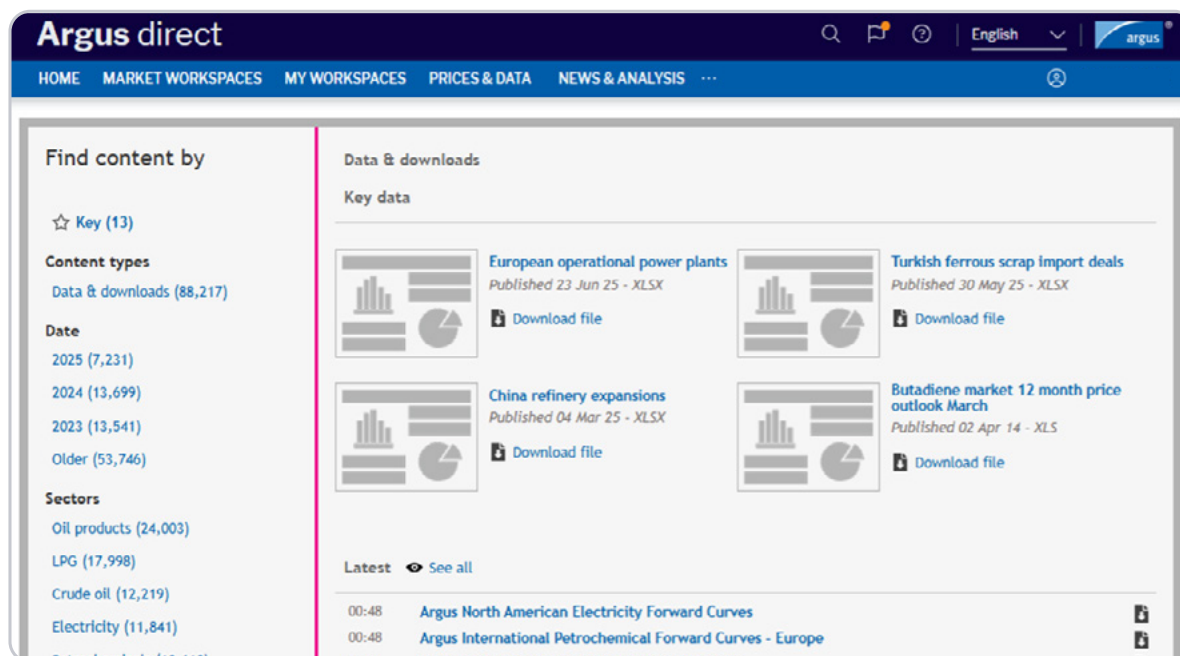


## Bulletin boards

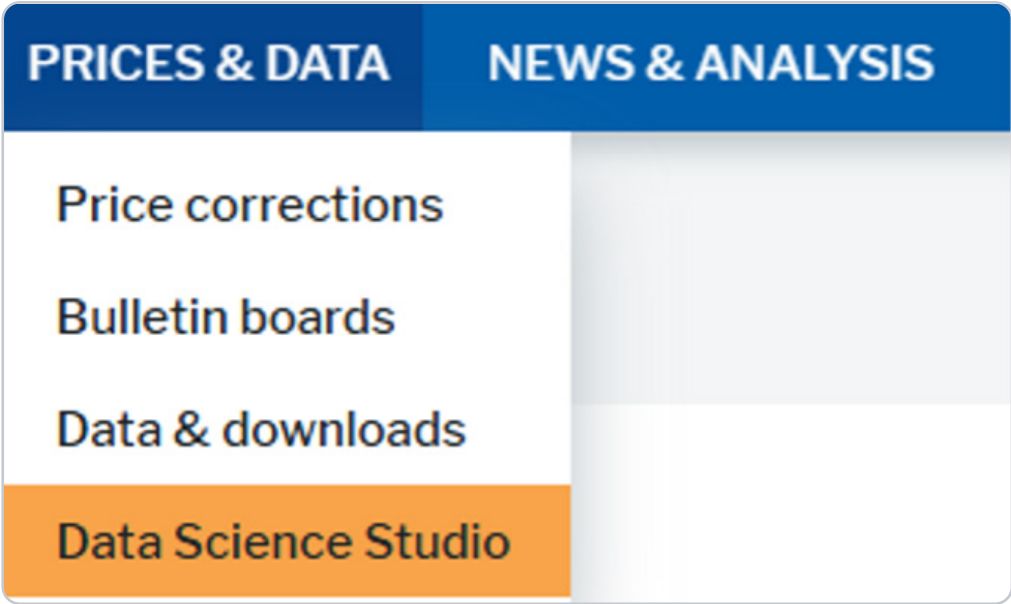


Within the 'Bulletin boards' tab, simply select your sector from the dropdown menu and the relevant information will be listed below.

## Data and downloads



In the 'Data & downloads' section, you will find Excel files containing the data and statistics from all the publications you have access to. You will have key data highlighted at the top, and a range of content filters on the left. Simply click the download icon to access a file.



The Data Science Studio will open our dedicated data science platform, ideal for getting a clear view of forward curves, possibility curves, trade analytics and more.

**Argus direct**

HOME MARKET WORKSPACES MY WORKSPACES PRICES & DATA **NEWS & ANALYSIS**

**Find content by**

- ☆ **Key** (49,043)
- Content types**
  - News & analysis (1,801,974)
- Date**
  - 2025 (59,336)
  - 2024 (118,615)
  - 2023 (117,550)
  - Older (1,506,473)
- Publications**
  - Argus Asia Gas & Power (5,508)
  - Argus China Petroleum (3,669)
  - Argus FMB Ammonia (861)
  - Argus FMB Nitrogen (1,551)
  - Argus FMB Phosphates (1,440)
  - More
- Sectors**
  - Oil products (537,260)
  - Crude oil (380,553)
  - Natural gas (294,966)
  - Electricity (184,042)
  - Metals (177,599)

**Key stories** [See all](#) [Alert settings](#)

**Israel confirms ceasefire with Iran**  
24 Jun 25, 08:58 - Crude oil, Fundamentals, Supply, Politics

Dubai, 24 June (Argus) — Israel has agreed to US president Donald Trump's proposal for a bilateral ceasefire with Iran, having achieved its goal of removing Iran's nuclear and ballistic missile threat, Israel's prime minister Benjamin Netanyahu confirmed today. Netanyahu said that Israel has achieved all the objectives of 'Operation Rising Lion', and far beyond. "Israel thanks President Trump and the US for their support in defence and for their partnership in removing the Iranian nuclear threat," Netanyahu noted. "In light of the achievement... and in full co-ordination with President Trump, Israel agreed to the president's proposal for a mutual ceasefire," Netanyahu added. Trump had announced that a ceasefire between Israel and Iran was to begin around midnight ET, ending 12 days of attacks that included US strikes on Iran's nuclear facilities over the weekend. Ice Brent crude futures extended losses in early Asian trading after Trump announced the ceasefire. At 04:00 GMT, the Ice front-month August Brent contract was at \$69.80/bl, down by \$1.68/bl from its settlement on 23 June when th... [Read more](#)

**China Chambroad exports bitumen under zero-tariff rules**  
2 hours ago Oil products > Asphalt, Oil products, Asia-Pacific > Northeast Asia > China, Asia-Pacific > Northeast Asia, Asi...

Singapore, 24 June (Argus) — Chinese independent refiner Chambroad has exported its first bitumen cargo from Hainan province's free-trade port under a zero-tariff policy for raw materials and crude oil processing, in a step... [Read more](#)

**Israel and Iran agree to ceasefire: Trump**  
10 hours ago Crude oil, Global, Middle East > Iran, Middle East, Fundamentals, Politics

Houston, 23 June (Argus) — Israel and Iran have agreed to a ceasefire to begin around midnight ET, President Donald Trump said in a social media post late on Monday, ending 12 days of attacks that included US strikes on Iran over the... [Read more](#)

**Trump downplays Iran's attack on US' Qatar base**  
12 hours ago Crude oil, Natural gas > LNG, Natural gas, North America > US, North America, Middle East > Iran, Middle E...

Washington, 23 June (Argus) — President Donald Trump is signaling he may forego a US response to a limited Iranian missile attack directed at a US air force base in Qatar. Iran earlier today fired missiles at a US air force base in... [Read more](#)

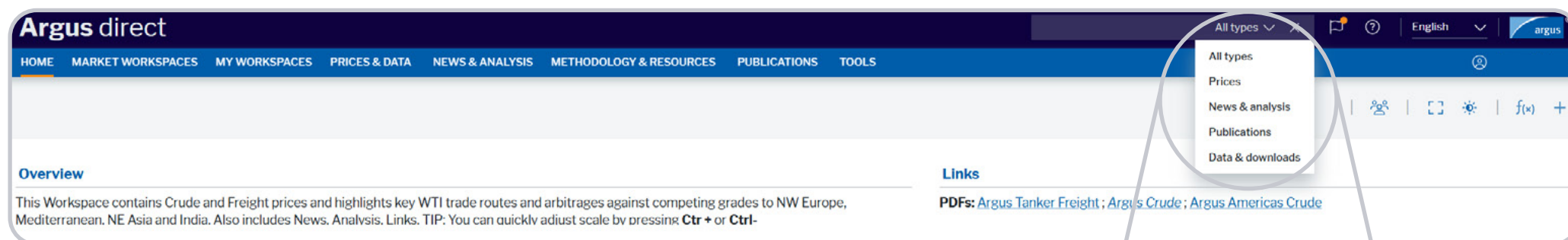
The 'News & analysis' tab will show you the key new stories, the latest news stories and market commentary. You can also navigate using the content filters on the left-hand side.

PUBLICATIONS		TOOLS
Argus AdBlue and DEF Monitor	PDF	
Argus AdBlue-DEF and TGU	XLS	PDF
Argus AdBlue-DEF and TGU Analytics	PDF	
Argus AgriMarkets	XLS	PDF
Argus AgriMarkets Organic and non-GMO	XLS	PDF
Argus AgriMarkets Organic and non-GMO - Com...	PDF	
Argus AgriMarkets Outlook	PDF	
View historical publications		

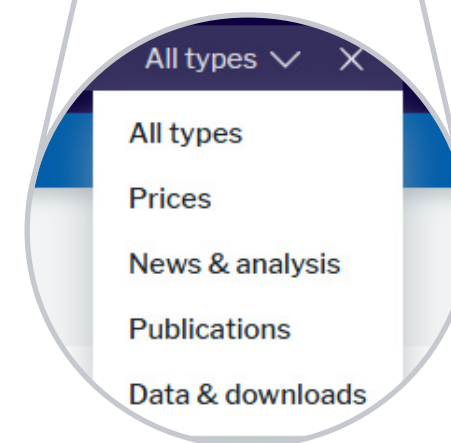


Find all publications you are subscribed to under the 'Publications' tab. Select the publication name to open it in-browser. You can also click on 'PDF' for the publication and 'XLS' for current prices from the publication.

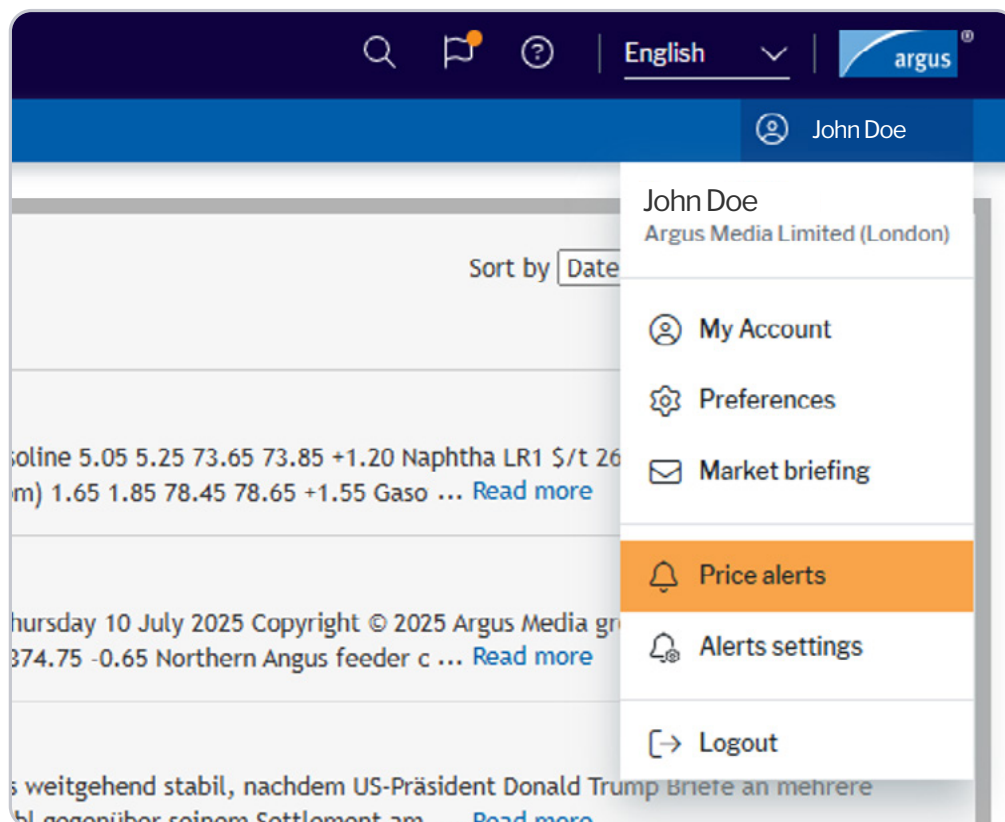
When viewing a publication, you can select the date window in the top right corner to see previous versions of the same publication.



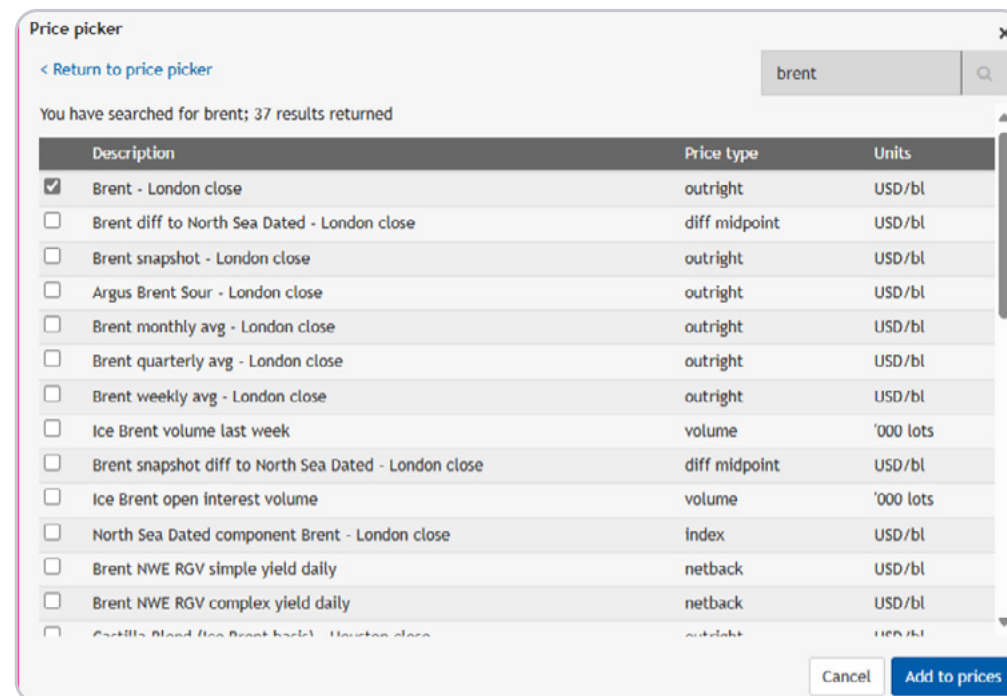
The search returns all articles and prices you have access to if you searched in 'All types'. You can also refine your search using the content filters.







To navigate to price alerts, select your name in the top right corner, and select 'Price alerts' from the dropdown menu.



To set up price alerts, first select your commodities, and then 'Add to prices'. You can then choose the preferred currency and units. Finally, select 'Save changes'.



### Alerts settings

Choose how you'd like to receive alerts, using the options below

#### Publications

☒ Email

All publications

#### Bulletin boards

☐ Alerts

#### Price alerts

☐ Alerts

☐ Email

Email delivery time ASAP

### Articles

#### Method

☒ Alerts

☐ Email

Email delivery time ASAP

#### Types

☒ News

☒ Market commentary

☒ Analysis

#### Regions

All regions

#### Sectors

All sectors

#### Contexts

All contexts

### Tailored alerts (using saved searches)

Manage your existing alerts below or alternatively create a new alert using the search box above

Name	Keywords	Filters	
<span>🔍</span> Key content	[No keywords]	"All types", "Key"	<input type="checkbox"/> Email <span>ASAP</span>

💾 Save changes

By selecting 'Alert settings', you can set up email notifications and alerts. You will be able to choose which content you are notified for, and at what time.

